

MONITORING REPORT

Outcome 2

January 28, 2021

OUTCOME 2

OUR STUDENTS WILL:

Have the academic and life skills to pursue their individual career, civic, and educational goals.

Outcome 2 Indicators

Our Students Will:

1. Read, write and speak effectively for a wide range of purposes, including the interpretation and analysis of both literary and informational texts.
2. Know and apply mathematics to a level of fluency that ensures a broad range of post-secondary opportunities and career choices.
3. Use analytic and scientific principles to draw sound conclusions.
4. Analyze multiple causal factors that shape major events in history.
5. Exit with a personalized post-secondary transition plan for work, career and/or college, and complete the first steps toward achieving post-secondary goals before graduation.
6. Develop and use conceptual understanding, exploring knowledge across a range of disciplines, and engage with issues and ideas that have local and global significance.
7. Problem solve using both creative and critical thinking skills.
8. Demonstrate continuous growth across the disciplines to meet or exceed academic learning standards and work toward graduation.
9. Apply reliable information and systemic decision-making to personal financial decisions.

OUTCOME 2 ANCHOR METRIC #1

Metric: ELA, Math, and Science - Washington School Improvement Framework (WSIF) Proficiency, Smarter Balanced Assessment (SBA) and Washington Comprehensive Assessment of Science (WCAS)

Goals:

ELA Proficiency (SBA) – increase from 73.7% to 79% **2.1**

- Students identified as low income will increase from 56.9% to 67.5%
- Students identified as Students with Disabilities will increase from 35.5% to 46.1%

Math Proficiency (SBA) – increase from 64.2% to 70% **2.2**

- Students identified as low income will increase from 43.4% to 54.2%
- Students identified as Students with Disabilities will increase from 24.7% to 35.5%

Science Proficiency (WCAS) – increase from 62.7 to 68%% **2.3**

- Students identified as low income will increase from 45.9% to 56.5%
- Students identified as Students with Disabilities will increase from 26.4% to 37%

For all subgroups whose proficiency is not equal to or greater than "all students," we will increase the percentage meeting standard by double that of the "all student" goal.

OUTCOME 2 ANCHOR METRIC #2

Metric:

Post-Secondary Plan = HSBP-Slide 16

Goal:

Increase eligible 8th grade College Bound sign-ups from 66% to 85%.

OUTCOME 2 ANCHOR METRIC #3

Metric:

Graduation Rates-Slide 16

Goal:

Increase graduation rate from four year on time graduation 89.4% to 93% and increase continuing students (5th year +) extended graduation rate from 95% and combine to 100%.

District Improvement Action Plan

- A. Analyze grade-level SBA/WCAS Claims to determine grade-level gaps, and support grade levels/schools on individual needs and best practices. Analyze by demographics and program to identify and address disproportionality. **2.1/ 2.2/2.3**
- B. Support schools in the use of (Measures of Academic Progress (MAP), WaKids and Interim Assessment Blocks (IAB) data to inform instruction and support student learning. **2.1/ 2.2/2.3**
- C. Establish milestones for High School and Beyond Plans in grades 7-12.
- D. Support middle school and high school families and staff to increase College Bound enrollment and support. **2.5**
- E. Continue to expand online and summer learning opportunities. **2.8**

Fall 2020 WaKIDS Data and the State Report Card

With our population being significantly smaller and because nearly a quarter of students are missing 1 out of 6 domain-level data, it is not possible to produce appropriate state-level readiness data.

There is no reason to doubt the validity of the student level data, but the rate of non-participation and the systemic nature of the non-participation mean that the comparisons across schools or districts or over time at the state level may not be possible. Thus, data use should be limited to local, formative assessment practices, including facilitating conversations about student development between families and schools, but **should not be presented in aggregate as representations of overall “readiness” at a school level or higher without first checking to see rates of assessment completion.**

*From OSPI's Early Learning Newsletter dated 1/21/2021

All State Assessments

Due to COVID-19 policy adjustments, OSD is unable to report growth toward Metric #1 using existing goals.

Last snapshot available at a state level:

- Board Presentation from October 2019
- [Smarter Balanced and WCAS 2019 Assessment Results](#)

From OSPI Bulletin 019-20 ES, dated March 13, 2020:

As of March 13, state assessments are canceled statewide for the remainder of the 2020 school year.

SBA Predictor

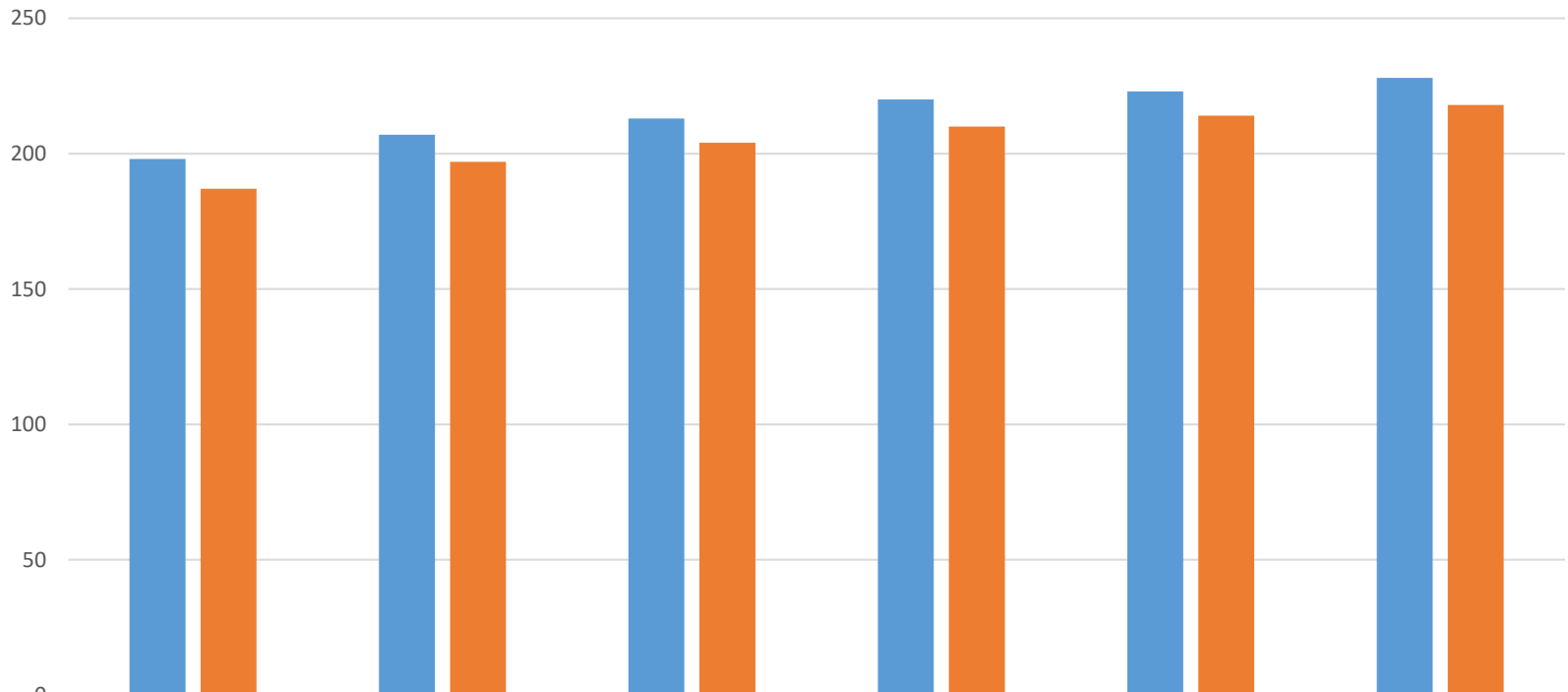
- According to the [Graduation Pathway Snapshot for the Class of 2020](#), 76.4% of students were eligible to use the ELA and Math state assessments to meet their graduation pathway requirement.
- Given adjusted assessments during spring 2020 and potentially for 2021, need to look at closing gaps for students most affected by loss of instruction.
- MAP Growth [Linking the Smarter Balanced Assessments to NWEA MAP Growth Tests](#)
 - [OSD Projected Proficiency Summary Report Fall 2019](#)
 - [OSD Projected Proficiency Summary Report Fall 2020](#)

MAP Growth Fall 2020 - Reading

Fall scores compared to norm

Note: Compared to Fall 2019 nationally, MAP student achievement this fall was similar in reading, on average, but 5 to 10 percentile points lower in math growth.

MAP Reading Fall 2020

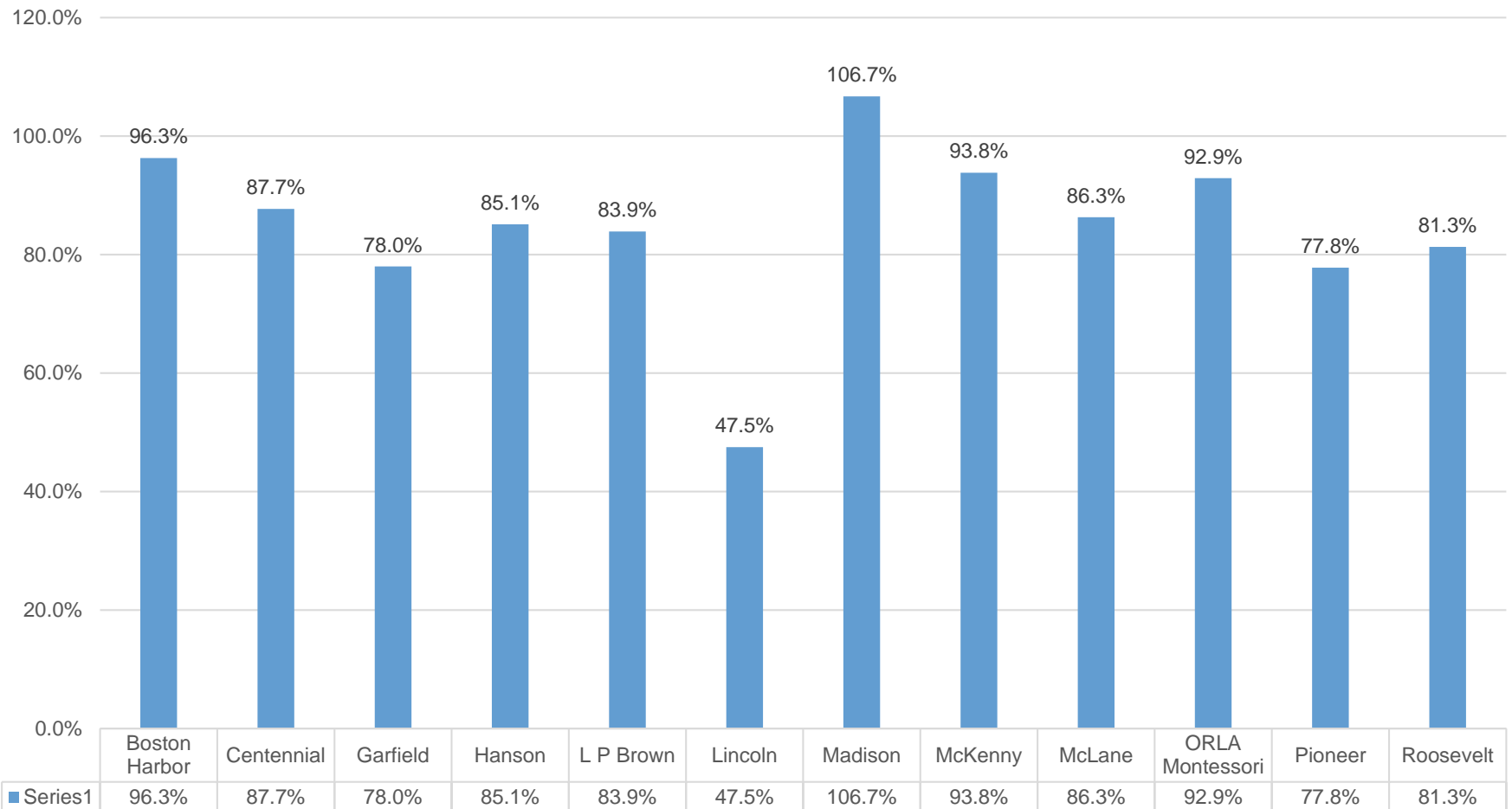


■ OSD Mean RIT Fall 2020
■ National Norm Median RT

■ OSD Mean RIT Fall 2020 ■ National Norm Median RT

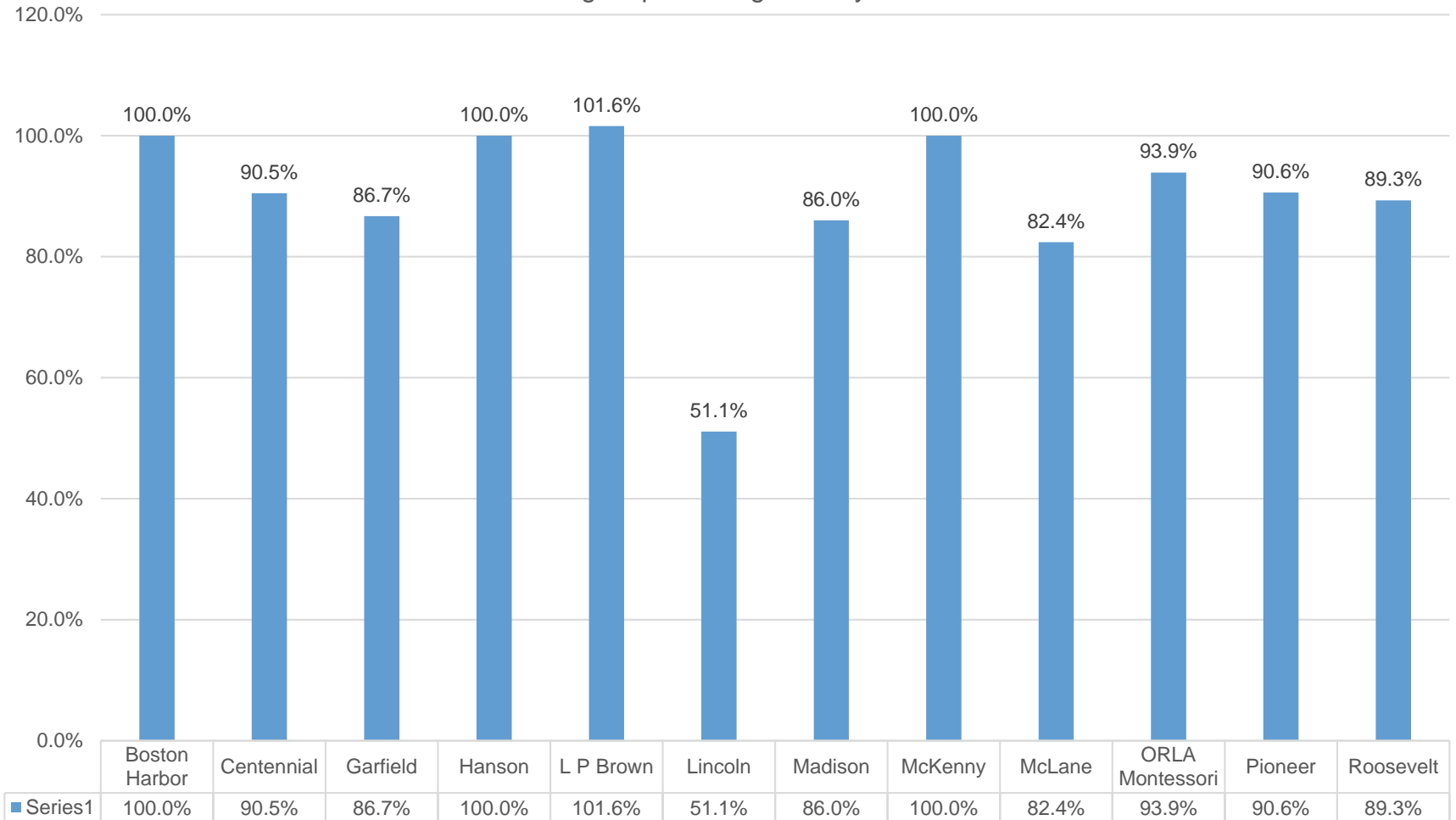
MAP Reading Fluency - Grade K Participation Rates

Grade K Students Assessed Using Map Reading Fluency



MAP Reading Fluency - Grade 1 Participation Rates

Grade 1 Students Assessed Using Map Reading Fluency Assessment



Expanded Learning Opportunities

- Summer School
 - K-12 Summer School for 2020 was done remotely.
 - A complete board presentation was done at the August 24 Board Meeting. See attached presentations.
 - [Elementary Summer School 2020](#)
 - [Secondary Summer School 2020](#)
 - Planning for Summer School 2021 is beginning. Focus on students experiencing high levels of instructional loss and continuation of any courses marked incomplete during the 2020-21 school year

Work in Progress

Graduation Rates

- [Graduation Report \(Board Meeting 01/14/2021\)](#)

Next Steps

- Strengthen the District commitment to support programs that will improve 4 year graduation rates and focus efforts on 7.2% of students who did not graduate on time.
- Student Equity Coordinator
- School within a School Farm program
- LAP and Title 1 support
- Social emotional support
- Graduation Specialist
- Restorative Justice

Work in Progress

HSBP

- **HSBP & Naviance** presentation was delivered at 12/10/20 Brd. mtg.
- [HSBP & Naviance Scope & Sequence](#)

College Bound

- **College Bound Scholarship Program**

100% of our Low Income and Foster students are entered into this program. Completed percentage is based on family choice and completion of FAFSA. (this is a barrier).

- Staff provides ongoing support to students and families in order to complete the scholarship process throughout their OSD career.
- A guided repledge can occur in HS.
- Career Center maintains communication with each student.
- AP/IB/CiHS

Thank you

Other Questions?

Outcome 2
January 28, 2021